

Resolution® Clip

The advertisement features a background of several Resolution clips arranged diagonally from the top left to the bottom right. The clips are made of polished metal and have a coiled spring at the base. The clip in the foreground is shown in a more detailed, slightly larger view than the others, which are faded. The background transitions from a light green at the top to a darker green at the bottom. A white banner with purple text is centered in the middle of the image. The Boston Scientific logo is in the bottom right corner.

When Positioning is Critical,
There is a Resolution.™

Boston
Scientific

Resolution® Clip

Clips are being used today for a large number of indications, most of which are related to bleeding. They are designed for prompt hemostatic effect. Several studies have been published relating to the safety and effectiveness of endoscopic clip placement.*

Resolution Clip is intended to be used for:

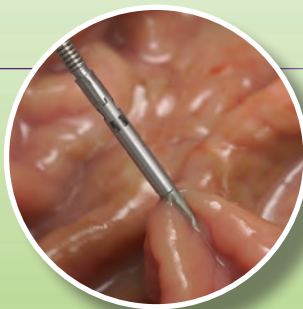
- Hemostasis
- Endoscopic marking
- Closure
- Anchoring jejunal feeding tubes

(see detailed information in the "Instructions for Use" supplied with the product)

Resolution Clip is fully exposed and wide open, ready to grasp tissue.



Resolution Clip is closed, grasping tissue, and is now ready to be deployed.



Resolution Clip is deployed on tissue.





Reopening Capability

The radiopaque Resolution Clip® is **engineered to enable opening and closing up to five times** prior to deployment, aiding in repositioning of the clip.*

Pre-loaded

Resolution Clip is designed to be **ready-to-use**, which is essential for emergency bleeding situations.

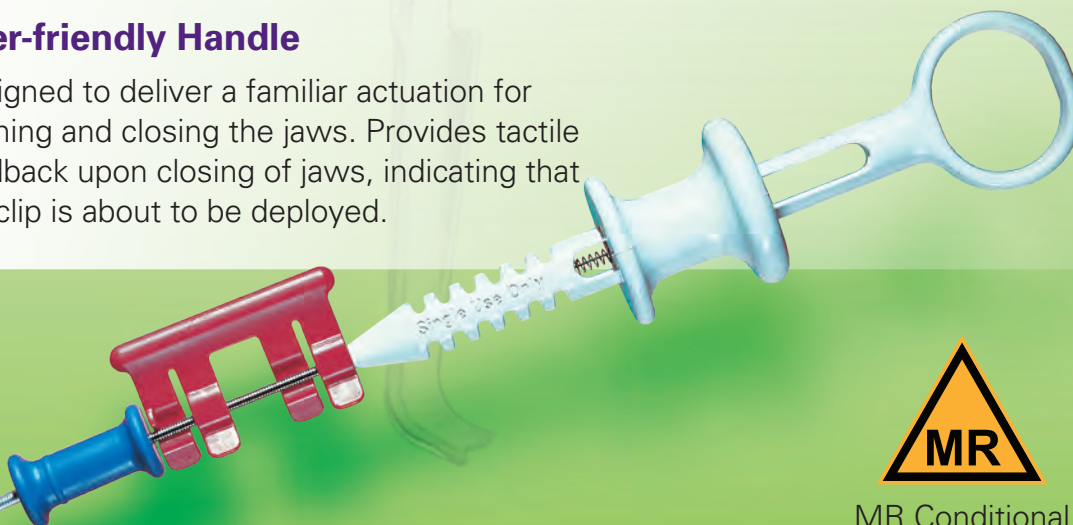


11mm-wide Jaw Span

Intended to **grasp a sizeable amount** of tissue.

User-friendly Handle

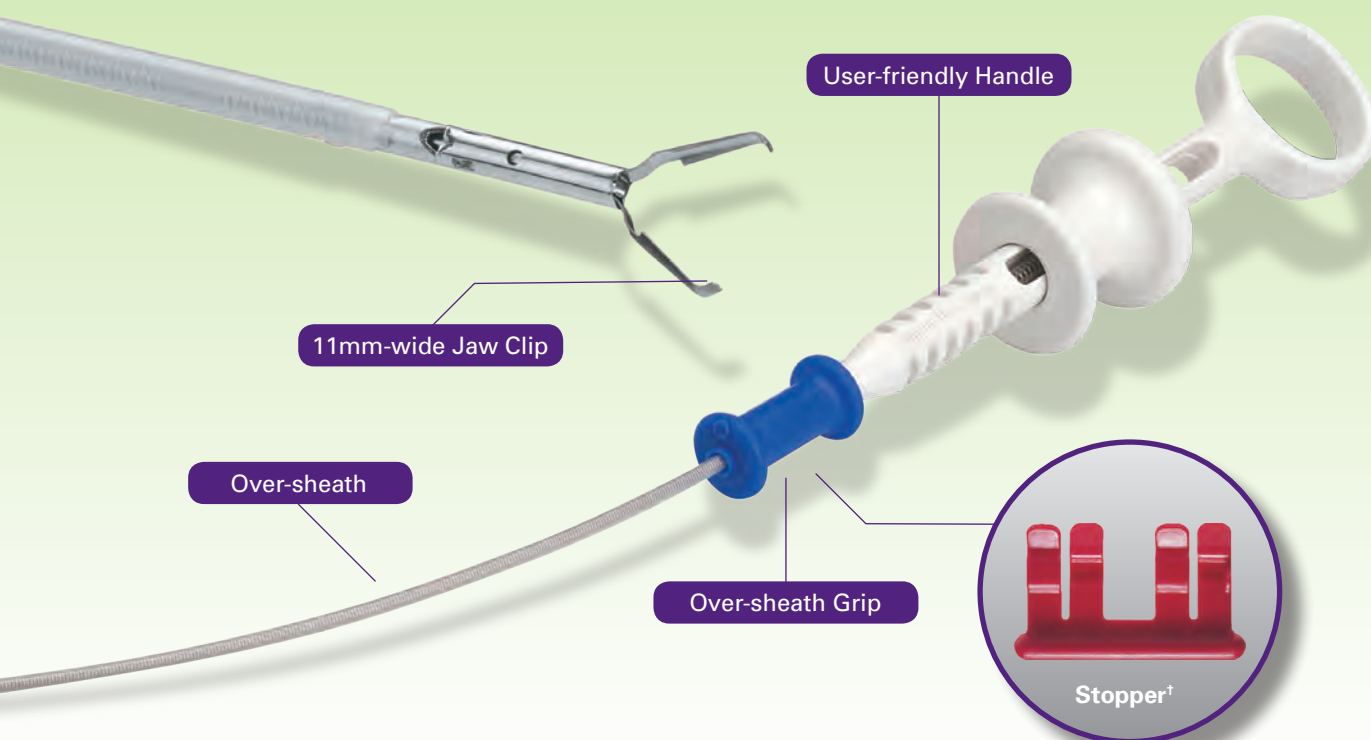
Designed to deliver a familiar actuation for opening and closing the jaws. Provides tactile feedback upon closing of jaws, indicating that the clip is about to be deployed.



MR Conditional
per ASTM F2503

*Re-opening and closing capability may be limited by clinical circumstances and patient anatomy, among other factors.

Resolution® Clip



Resolution Clip

Order Number	Working Length (cm)	Minimal Working Channel (mm)	Clip Opening (mm)	Box
M005 22600	155	2.8	11	1
M005 22601	155	2.8	11	10
M005 22602	155	2.8	11	20
M005 22610	235	2.8	11	1
M005 22611	235	2.8	11	10
M005 22612	235	2.8	11	20

*Endoclips versus heater probe in preventing early recurrent bleeding from peptic ulcer: a prospective and randomized trial. From Cipolletta, Naples, Italy, in *Gastrointestinal Endoscopy* 2001; 53:147-51.

Dieulafoy's disease treated by endoscopic hemostatic clipping. Teo EK, Fock KM. *J Gastroenterology Hepatology* 1998; 13:320-1.

†See detailed information in the "Instructions for Use" supplied with the product.

Resolution is a registered trademark of Boston Scientific Corporation or its affiliates.

Indications, Contraindications, Warnings and Instructions for Use can be found in the product labeling supplied with each device.

CAUTION: Federal (USA) law restricts this device to sale by or on the order of a physician.

Boston Scientific

Boston Scientific Corporation
One Boston Scientific Place
Natick, MA 01760-1537
www.bostonscientific.com/endo-resources

Ordering Information
1.888.272.1001

© 2012 Boston Scientific Corporation
or its affiliates. All rights reserved.

ENDO-120912-AA December 2012